



English translation of websites using browser translation

Translation procedure with Microsoft Edge and Google Chrome

Create : Jan-08-2025

Update :

Creator : CAD Dev. Team

■ Overview

This document explains how to translate Japanese web pages using browser translation. The major browsers “Microsoft Edge” and “Google Chrome” are listed side by side.

■ Contents

1. Translation procedure on the apdX site
2. Translation status of each page on the apdX site
3. Precautions for the SUS-ID site translation
4. New registration procedure on the SUS-ID site
5. Translation status of each page on the SUS-ID site

■ Note


- Depending on the browser version and settings, the explanations, displays, and operations may differ from those described here.
- Translation accuracy and layout errors after translation depend on the browser.
- Images and videos cannot be translated.
- Website content and design are subject to change at any time.

1. Translation procedure on the apdX site

Step1 : Immediately after displaying the apdX site

SUS


■ Microsoft Edge



Note

The apdX site (<https://apdx.sus.jp>) is displayed in Japanese.

■ Google Chrome




Note

The apdX site (<https://apdx.sus.jp>) is displayed in Japanese.

Step2 : Specify translation language

■ Microsoft Edge




Note

Click the translation icon on the right end of the address bar to display the translation dialog.(The dialog will appear automatically depending on your browser status.)

Make sure that the language you want to translate to is selected in "Translate to" and click the "Translate" button.

■ Google Chrome




Note

Click the translation icon on the right end of the address bar to display the translation dialog.(The dialog will appear automatically depending on your browser status.)

Click the button for the language you wish to translate into. (In the above example, click on "English")

Finished : Browser translated state (apdX top page)

■ Microsoft Edge




Note

The web page has been translated into the specified language.

*Japanese in the image will not be translated.

*Some layouts may be corrupted.

■ Google Chrome



Note

The web page has been translated into the specified language.
Please close the dialog by clicking the “x” button.

*Japanese in the image will not be translated.

*Some layouts may be corrupted.

2. Translation status of each page on the apdX site

Login Page

■ Microsoft Edge

login

To use the following pages, you will need a SUS-ID or Websus ID.

User ID

password

login

It may take some time for the registration and change of the Web SAS ID to be reflected.

Click here for new users

The use of aluminum product designers is limited to corporate and sole proprietorship customers.

SUS-ID Registration

If you have forgotten your user ID or password, please visit the respective service page.

SUS-ID / Websus FAQ

PAGE TOP

Note

If you are already registered, please enter your user ID and password and click the Login button.

To register a new user, click the **“SUS-ID Registration”** button.

*After logging in or after moving to the SUS-ID registration page, the translation mode will be canceled once, so please change to the translation mode again.

■ Google Chrome

Log in

To use the pages that follow, you will need a SUS-ID or WebSUS ID.

User ID

password

Log in

It may take some time for your registration or changes to your Websus ID to be reflected.

For new users, click here

Use of the Aluminum Product Designer is limited to corporate and sole proprietorship customers.

SUS-ID New Registration

If you have forgotten your user ID or password, please contact us via the relevant service page.

SUS-ID / Websus FAQ

PAGE TOP

Note

If you are already registered, please enter your user ID and password and click the Login button.

To register a new user, click the **“SUS-ID Registration”** button.

*After logging in or after moving to the SUS-ID registration page, the translation mode will be canceled once, so please change to the translation mode again.

Contact Us Page

■ Microsoft Edge

The screenshot shows the Microsoft Edge browser window displaying the 'Contact Us' page of the 'apdX' website. The address bar shows 'https://apdx.sus.jp/contact/'. The page has a dark header with the 'apdX' logo and navigation links for 'download', 'support', and 'Contact us'. The main content area is titled 'CONTACT' with a subtitle 'Contact us'. Below this is a breadcrumb trail 'home > Contact us'. The form contains several input fields: 'Your name*' with an example 'Example: Taro Yamada', 'Company Name*' with 'Example: SUS Corporation', 'E-mail address*' with 'Example: info@sus.co.jp', and a confirmation field 'For confirming your email address*' with a note 'Please enter an email address similar to the one above'. At the bottom, there is a field for 'SUS-ID (email address) or Websus ID' and a 'PAGE TOP' button.

Note

Please select the main product series you would like to model with apdX in the "Type of Inquiry" field.

*This page does not require login.

*Websus ID is for Japan only.

■ Google Chrome

The screenshot shows the Google Chrome browser window displaying the 'Contact Us' page of the 'apdX' website. The address bar shows 'apdx.sus.jp/contact/'. The page layout is identical to the Microsoft Edge version, featuring the 'apdX' logo, navigation links, and a 'CONTACT' section. The form fields include 'Name*' (example: Taro Yamada), 'Company Name*' (example: SUS Corporation), 'email address*' (example: info@sus.co.jp), and an 'Email address verification*' field with a note 'Please enter the same email address as above'. There is also a field for 'SUS-ID (email address) Or Websa ID' and a 'PAGE TOP' button. The 'Type of inquiry*' dropdown menu is visible at the bottom with the text 'please select'.

Note

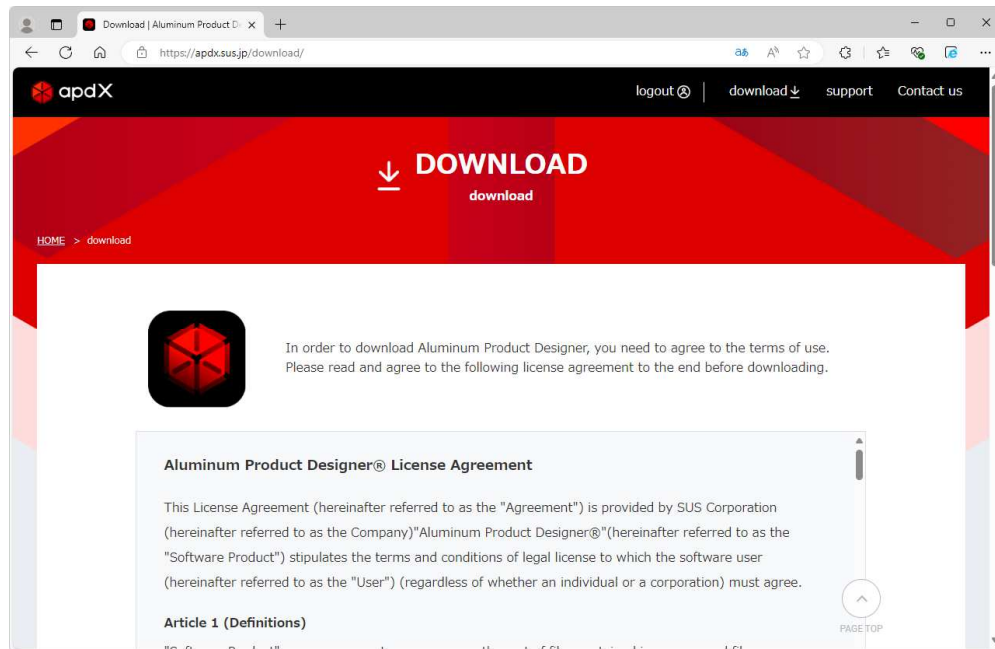
Please select the main product series you would like to model with apdX in the "Type of Inquiry" field.

*This page does not require login.

*Websus ID is for Japan only.

Download Page

■ Microsoft Edge



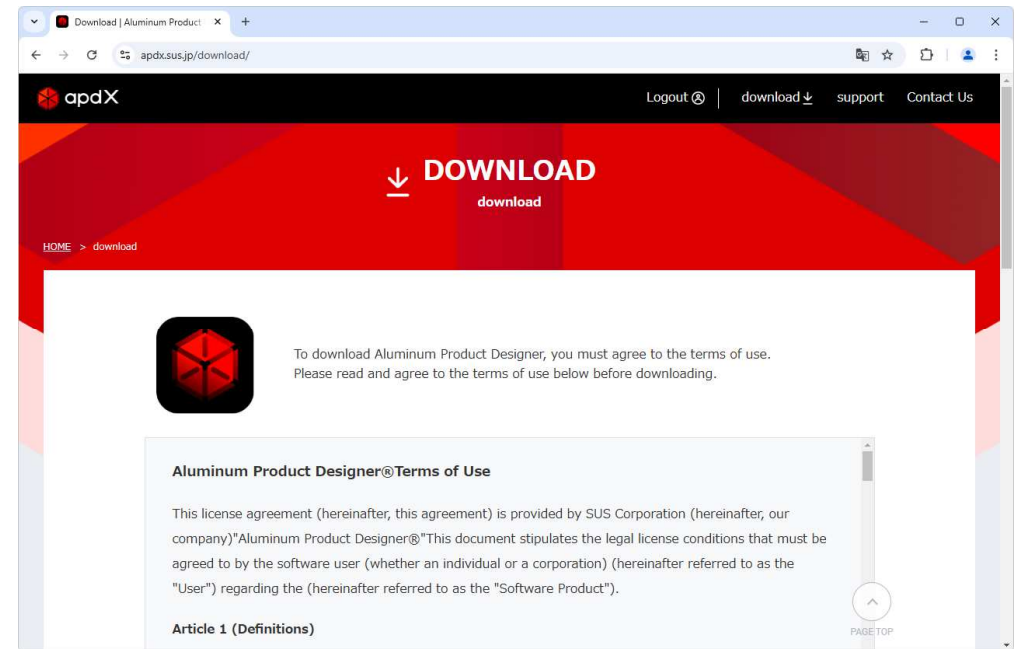
Note

Please read the License Agreement and check your agreement before clicking the download button.

*Please use the links below the buttons for various manuals. (The button is for the Japanese version of the manuals.)

*Release Note documents are only available in Japanese.

■ Google Chrome



Note

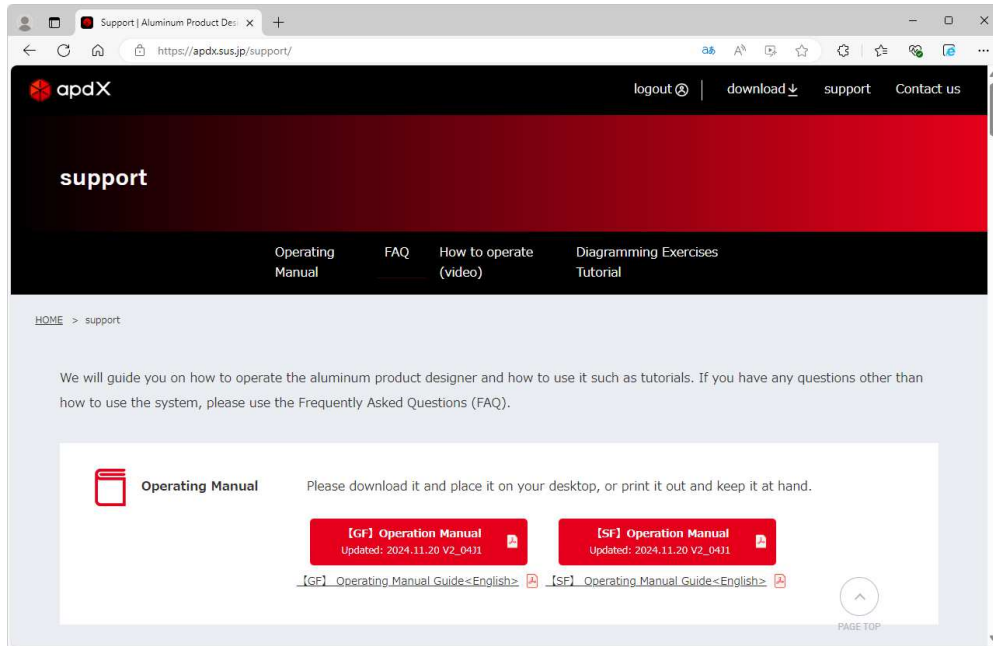
Please read the License Agreement and check your agreement before clicking the download button.

*Please use the links below the buttons for various manuals. (The button is for the Japanese version of the manuals.)

*Release Note documents are only available in Japanese.

Support Page

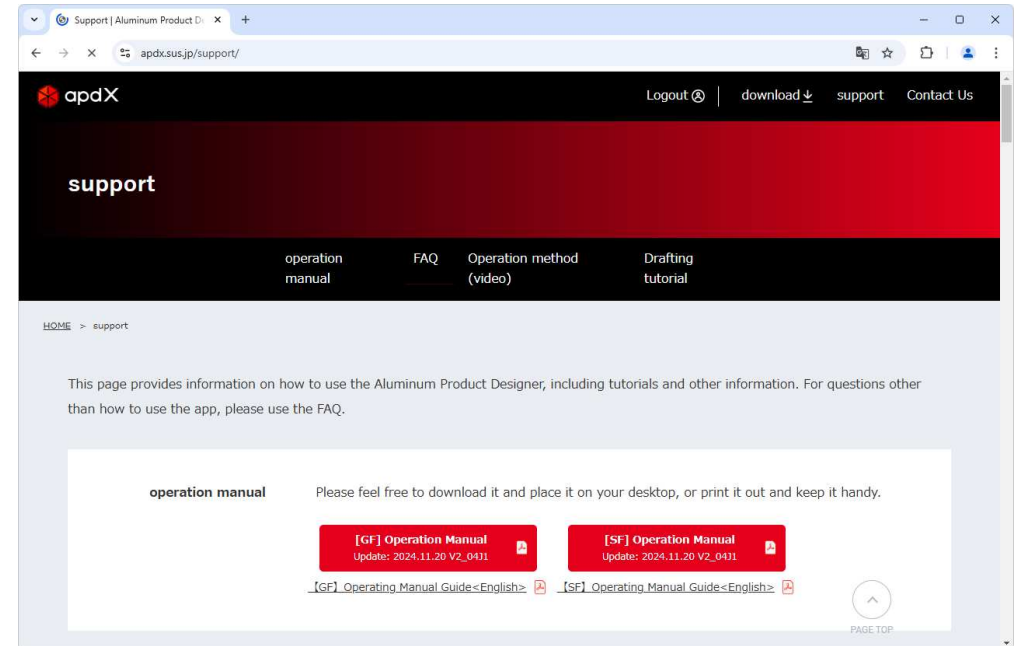
■ Microsoft Edge



Note

- The document downloaded by clicking on the button is the Japanese version.
- To obtain the English version of the document, click on the link marked "<English>" below the button.
- Images and videos are not translated. Translation mode will be turned off at external links. Please set the mode on again at the link destination.

■ Google Chrome



Note

- The document downloaded by clicking on the button is the Japanese version.
- To obtain the English version of the document, click on the link marked "<English>" below the button.
- Images and videos are not translated. Translation mode will be turned off at external links. Please set the mode on again at the link destination.

3. Precautions for the SUS-ID site translation

The SUS-ID site requires a bit of extra effort due to its structure when using browser translation. We apologize for the inconvenience, but please understand the following before using the site.

1. You need to switch the translation mode every time you move from one page to another

- Turn off the translation mode once and then turn it on again.

2. The layout of some pages may be corrupted

- Some button names and link characters may not display properly.

3. Emails sent to you will be written in both Japanese and English

- When you register for a new account or forget your password, the email sent to you will be written in English after the Japanese text.

4. There is no completion email

- After registration is complete, you can log in using the e-mail address you registered as your SUS-ID.

4. New registration procedure on the SUS-ID site

New Registration Procedure - 1

■ Microsoft Edge

Note

Click "Sign up (blue button)" in the center of the screen.
Layout collapses and other problems are explained in Chapter 5 (P21).

■ Google Chrome

Note

Click "If you are a first-time (blue button)" in the center of the screen.
Layout collapses and other problems are explained in Chapter 5 (P21).

New Registration Procedure - 2

■ Microsoft Edge

SUS-ID Registration

Enter the e-mail address you want to register as a SUS-ID and click the Send Registration E-mail button.
Send an e-mail with the URL of the ID registration page to the address you entered.
*SUS-ID is currently available for corporate customers.

E-mail address

SUS Corporation | IDshop | Websus | apdX | SUS-ID Terms of Use | Contact us

Note

Enter the e-mail address you wish to set as your SUS-ID and click “Register email submission (red button)”.

■ Google Chrome

SUS-ID New Registration

Enter the email address you want to register as your SUS-ID and click the registration email send button.
An email containing the URL for the new ID registration page will be sent to the address you entered.
*SUS-ID is currently only available for corporate customers.

Email address

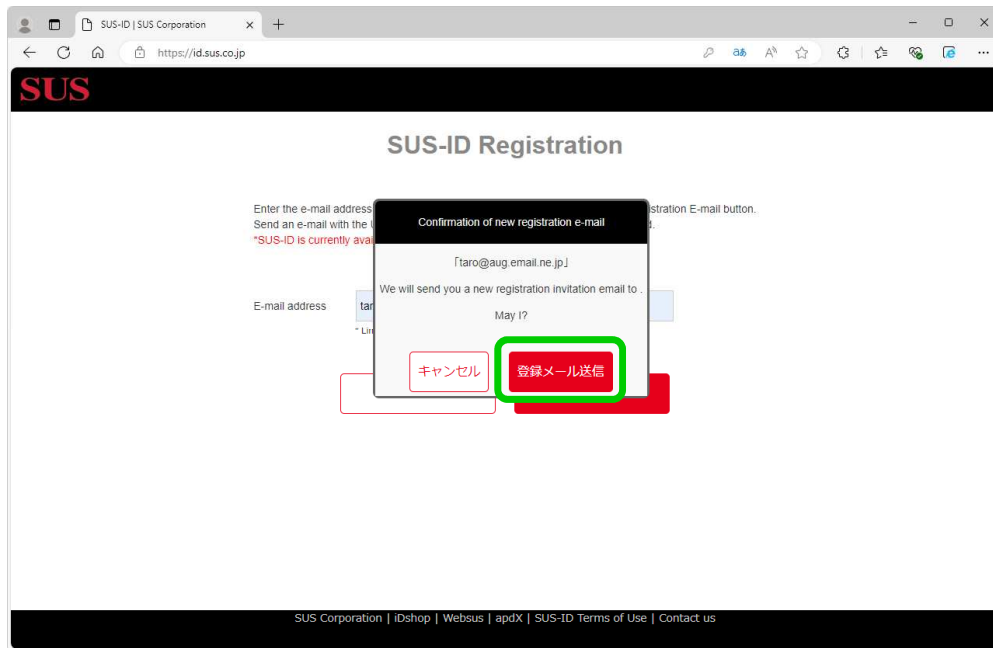
SUS Co., Ltd. | IDshop | Websus | apdX | SUS-ID Terms of Use | Contact Us

Note

Enter the e-mail address you wish to set as your SUS-ID and click “Registration Email Sending (red button)”.

New Registration Procedure - 3

■ Microsoft Edge



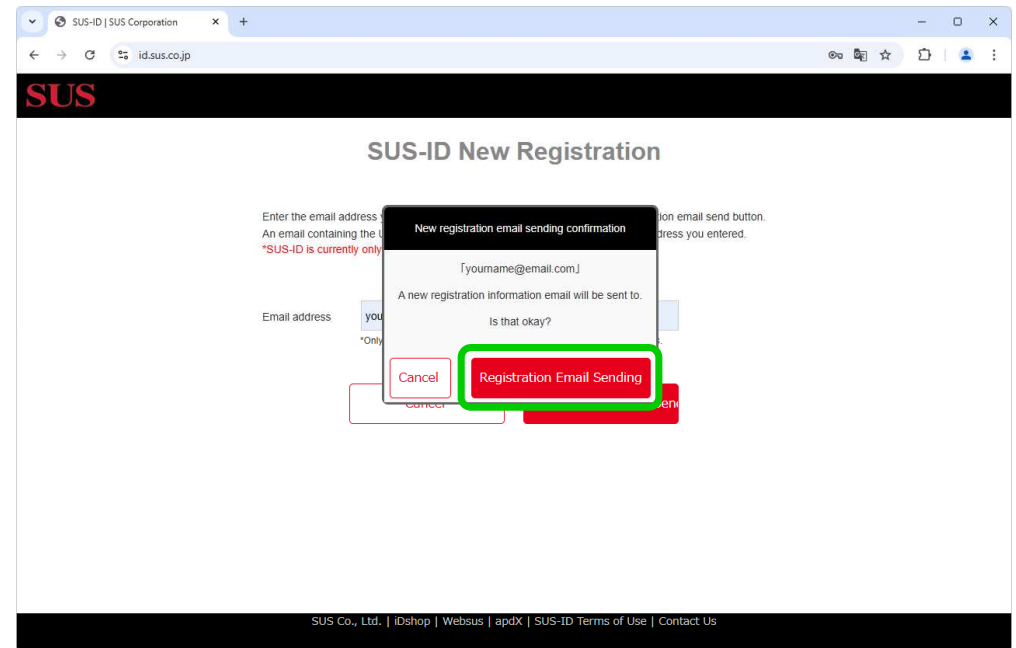
Note

When the confirmation dialog box appears, click “Send Registration Mail (red button)”.

- The dialog also needs to be toggled for translation.
- The buttons on the dialog are not translated.

On other pages as well, pressing buttons like “Register,” “Confirm,” or “Submit” will display a confirmation dialog box.

■ Google Chrome



Note

When the confirmation dialog box appears, click “Registration Email Sending (red button)”.

- The dialog box will be displayed in English as is.

On other pages as well, pressing buttons like “Register,” “Confirm,” or “Submit” will display a confirmation dialog box.

New Registration Procedure - 4

After a while, an email like the one on the right will be sent to the address entered in Step 3.

The English message is written after the Japanese one, so please follow the instructions to proceed with the new registration process.

Note

The email subject is also written in both Japanese and English.
If garbled characters occur, please find the relevant email that includes the string "SUS-ID" in the subject line and check the contents.

= Subject =

【SUS-ID】新規登録URLのご案内 / New Registration URL Notification

= Body =

URL : <https://id.sus.co.jp/register?id=XXXXXXXXXXXXXXXXX...>
有効期限/Expiration : 1時間/hour

Japanese Message <Omitted>

Thank you very much for applying for SUS-ID new registration.
Please access the above URL and enter your registration information.

Please be sure to enter your registration information correctly, as it will be necessary for us to provide you with future services and respond to your inquiries.

Please note the expiration date on the registration page and complete the registration procedure as soon as possible.

If the expiration date has passed, please send us a new registration e-mail.

===Please note after registration===

After registering your SUS-ID, no registration completion e-mail will be sent to you.

You can start to use the SUS-ID site immediately.

The login ID is your e-mail address.

It will take some time for your login to be reflected in your apdX login.

We sincerely appreciate your continued patronage of our services.

Please note that this email is for sending only. We will not be able to respond to your reply.

*For inquiries regarding SUS-ID, please contact us using the inquiry form at <https://apdx.sus.jp/contact/>.

=====

SUS Corporation

=====

New Registration Procedure - 5

■ Microsoft Edge

SUS-ID Registration

By registering your SUS-ID, you can use the 3D aluminum product design tool "Aluminum Product Designer® (apdX)" provided by SUS Corporation.

■ Please confirm ■

- Currently, apdX can be used for GF/SF series and AZ3 products handled by Websus ONLINE. Please note that we do not support purchases on the G-Fun site.
- Please note that it is not available to individual customers.
- In order to make a quotation and order on WEBSAS ONLINE, you need to set up linkage with WEBSAS ID.
- Please note that Websus ONLINE does not accept credit card payments.
- You can use your SUS-ID immediately after registration.

*: Mandatory

▼ Applicant information

SUS-ID: taro@aug.email.ne.jp

password *: [masked]

Password (Confirm) *: [masked]

Name (last name) *: Smith

First Name *: John

Furigana (surname): Full-width kana

Note

Please read the notes at the top of the page carefully and fill in the required fields (marked with a red *).

Changing the seventh item, "Country" to something other than Japan will modify the required fields (e.g., Furigana will no longer be necessary).

Set the password to at least 8 characters, including at least three of the following: uppercase letters, lowercase letters, numbers, and symbols.

■ Google Chrome

SUS-ID New Registration

By registering your SUS-ID, you will be able to use the 3D aluminum product design tool "Aluminum Product Designer® (apdX)" provided by SUS Corporation.

■ Please check ■

- Currently, apdX can be used for the GF/SF series and AZ3 products available on Websus ONLINE. Please note that it is not compatible with purchases on the G-Fun site.
- Please note that this service is not available to individual customers.
- To request a quote or place an order on Websus ONLINE, you will need to link your Websus ID.
- Please note that WEBSUS ONLINE does not accept purchases made with credit cards.
- You can use your SUS-ID immediately after registering.

*: Required field

▼ Applicant information

SUS-ID: taro@aug.email.ne.jp

password *: [masked]

Password (confirm) *: [masked]

Last Name *: Smith

First name *: John

Last name: Full-width kana

Name (furigana): Full-width kana

Note

Please read the notes at the top of the page carefully and fill in the required fields (marked with a red *).

Changing the seventh item, "Country" to something other than Japan will modify the required fields (e.g., Furigana will no longer be necessary).

Set the password to at least 8 characters, including at least three of the following: uppercase letters, lowercase letters, numbers, and symbols.

New Registration Procedure - 6

■ Microsoft Edge

Registration[SUS-ID]

https://id.sus.co.jp/register?id=4a8b99c940748c2e00f1b6e5a7a235983a44398842489c40ccf32fca25ea5d4

Zip code: Single-byte n

Address (Province): Please select ▼

Address 1: [text input]

Address 2: [text input]

Department Name: [text input]

post: [text input]

Industry: Please select ▼

Industry (Other): If you select "Other" in your industry, please fill in here [text input]

Telephone number (direct): [text input] - [text input] - [text input]

Fax number (direct): [text input] - [text input] - [text input]

▼ SUS-ID Terms of Use

☒ I agree to the [SUS-ID Terms of Use](#) *

Agree to the terms of use and register

Note

After completing the input, check the agreement to the terms of use at the bottom of the page and then click the register button.

Once registration is complete, you can immediately use the SUS-ID site with the ID and password you registered. (A registration completion email will not be sent.)

The apdX site login will be available after some time.

■ Google Chrome

New registration | SUS-ID

id.sus.co.jp/register?id=4a8b99c940748c2e00f1b6e5a7a235983a44398842489c40ccf32fca25ea5d4

post code: Half-width nu

Address (Prefecture): please select ▼

Address 1: [text input]

Address 2: [text input]

Department Name: [text input]

post: [text input]

Industry: please select ▼

Industry (Other): If you selected "Other" for your industry, please fill out this field. [text input]

Phone number (direct): [text input] - [text input] - [text input]

Fax number (direct): [text input] - [text input] - [text input]

▼ SUS-ID Terms of Use

☒ I agree to the [SUS-ID Terms of Use](#) *

After agreeing to the terms of use, register

Note

After completing the input, check the agreement to the terms of use at the bottom of the page and then click the register button.

Once registration is complete, you can immediately use the SUS-ID site with the ID and password you registered. (A registration completion email will not be sent.)

The apdX site login will be available after some time.

5. Translation status of each page on the SUS-ID site

Login

■ Microsoft Edge

SUS-ID Login

ID

password

login

Forgot your password?

Sign up

If you are using it for the first time, please register here.

■ News ■

[SUS-ID is currently only available to corporate and sole proprietors]

2024.11.27 Notice of Server Maintenance

SUS Corporation | IDshop | Websus | apdX | SUS-ID Terms of Use | Contact us

Note

Enter your ID and password, then click the “Login” button.

The link to click when you forget your password is labeled “Forgot.”
If you need to reset your password, please click this link. (ref. P27)

■ Google Chrome

SUS-ID Login

ID

password

Log in

Forgot your password ?

If you are a first-time user, please register here.

■ Announcement ■

[SUS-ID is currently only available to corporate and sole proprietor customers]

2024.11.27Server Maintenance Notice

SUS Co., Ltd. | IDshop | Websus | apdX | SUS-ID Terms of Use | Contact Us

Note

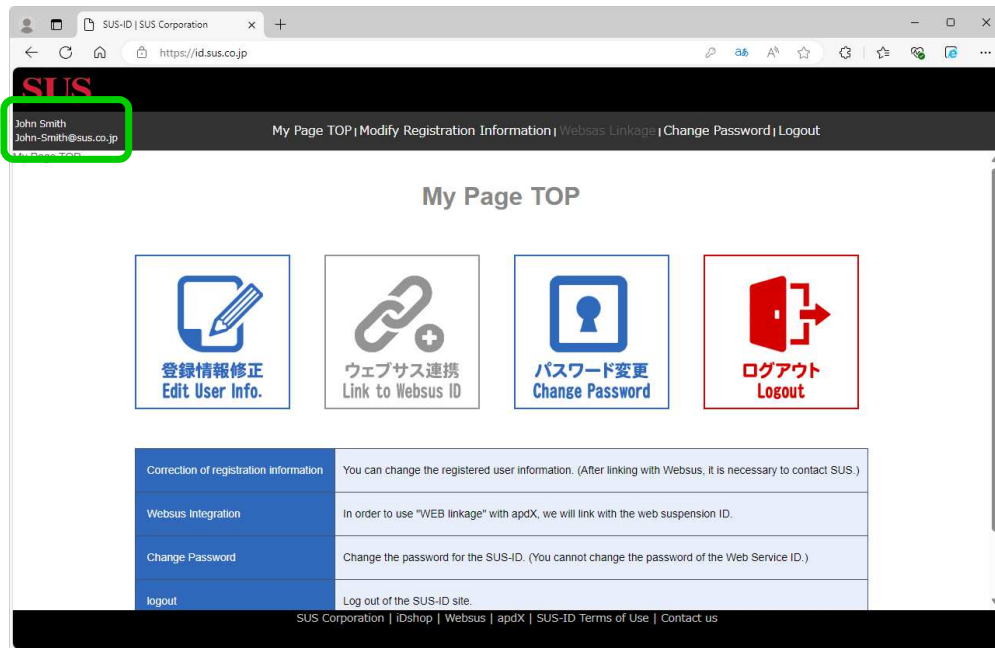
Enter your ID and password, then click the “Login” button.

The link to click when you forget your password is marked with a “?”.
If you need to reset your password, please click this link. (ref. P27)

The date of the announcement is merged with part of the announcement title.

My Page Top

■ Microsoft Edge



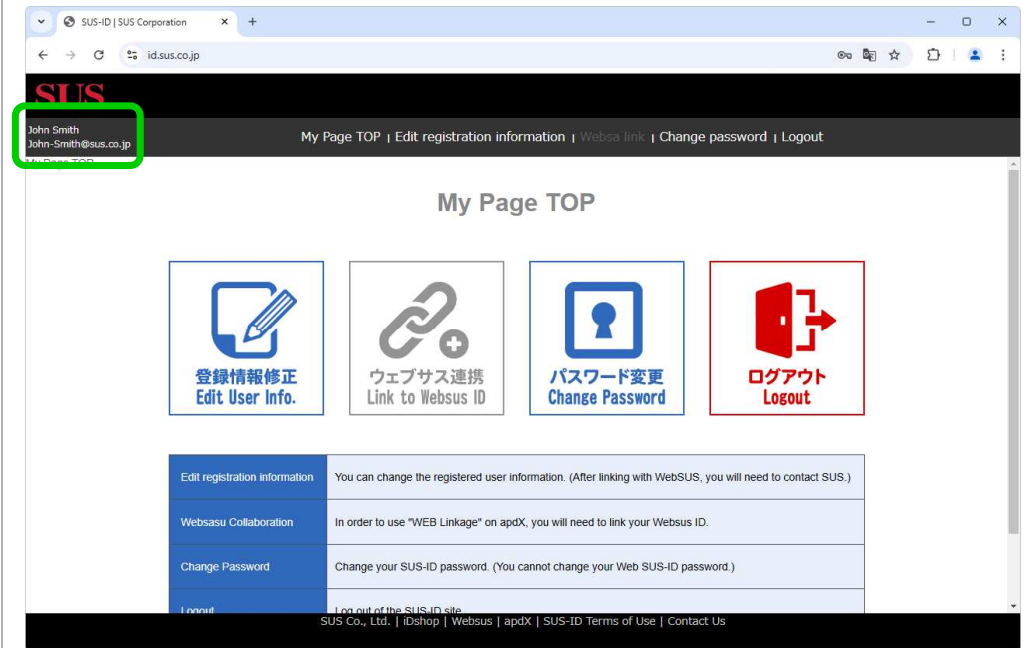
Note

Your name and SUS-ID are displayed on the left side of the menu bar.

Each function is available from the menu bar or menu button.

“Link to Websus ID” is a service for Japanese domestic users.

■ Google Chrome



Note

Your name and SUS-ID are displayed on the left side of the menu bar.

Each function is available from the menu bar or menu button.

“Link to Websus ID” is a service for Japanese domestic users.

Edit User Information - 1

■ Microsoft Edge

SUS-ID | SUS Corporation

John Smith
John-Smith@sus.co.jp

My Page TOP | Modify Registration Information | Webbas Linkage | Change Password | Logout

My Page TOP > Modify registration information

Modification of SUS-ID registration information

The information that can be corrected here will change depending on whether or not the ID is linked.
If you are using web suspension linkage, please contact your sales representative to change the information.

*: Mandatory

▼ Registration information

[SUS-ID *](#) ikai-h@sus.co.jp

If you want to change your SUS-ID, please click the ID link and follow the procedure on the dedicated page.

Name (last name) * Smith

First Name * John

Furigana (surname) Full-width kana

SUS Corporation | IDshop | Websus | apdX | SUS-ID Terms of Use | Contact us

Note

SUS-ID cannot be changed directly.

If you wish to change the e-mail address used for the SUS-ID, please click the “SUS-ID” link to go to the change page. (ref. P28)

Fields marked with a red * are required.

It would be appreciated if you could register items other than the required ones.

■ Google Chrome

SUS-ID | SUS Corporation

John Smith
John-Smith@sus.co.jp

My Page TOP | Edit registration information | Webasa link | Change password | Logout

My Page TOP > Edit Registration Information

SUS-ID registration information correction

The information that can be modified here will vary depending on whether or not you have ID integration.
If you have ID integration, please contact your sales representative to change the information.

*: Required field

▼ Registration information

[SUS-ID *](#) ikai-h@sus.co.jp

If you wish to change your SUS-ID, please click on the ID link and complete the procedure on the dedicated page.

Last Name * John

First name * Smith

SUS Co., Ltd. | IDshop | Websus | apdX | SUS-ID Terms of Use | Contact Us

Note

SUS-ID cannot be changed directly.

If you wish to change the e-mail address used for the SUS-ID, please click the “SUS-ID” link to go to the change page. (ref. P28)

Fields marked with a red * are required.

It would be appreciated if you could register items other than the required ones.

Edit User Information - 2

Microsoft Edge

The screenshot shows the SUS ID registration form in the Microsoft Edge browser. The browser's address bar displays 'https://id.sus.co.jp'. The page header includes the SUS logo and the user's name 'John Smith' with the email 'John-Smith@sus.co.jp'. The navigation bar contains links: 'My Page TOP', 'Modify Registration Information', 'Websas Linkage', 'Change Password', and 'Logout'. The form fields are as follows: 'Address (building name, room number)' with a single text input; 'Department Name' with a text input; 'post' with a text input; 'Industry' with a dropdown menu showing 'Please select'; 'Industry (Other)' with a text input and a note 'If you select "Other" in your industry, please fill in here'; 'Telephone number (direct)' and 'Fax number (direct)' each with three input boxes separated by hyphens. At the bottom of the form, there are two buttons: 'cancel' and 'Updated with the above details', the latter of which is highlighted with a green border.

Note

After completing the edits to the registration information, click "Update with the above details" to save the changes.

Google Chrome

The screenshot shows the SUS ID registration form in the Google Chrome browser. The browser's address bar displays 'id.sus.co.jp'. The page header includes the SUS logo and the user's name 'John Smith' with the email 'John-Smith@sus.co.jp'. The navigation bar contains links: 'My Page TOP', 'Edit registration information', 'Webasa link', 'Change password', and 'Logout'. The form fields are as follows: 'Address (building name and room number)' with a single text input; 'Department Name' with a text input; 'post' with a text input; 'Industry' with a dropdown menu showing 'please select'; 'Industry (Other)' with a text input and a note 'If you selected "Other" for your industry, please fill out this field.'; 'Phone number (direct)' and 'Fax number (direct)' each with three input boxes separated by hyphens. At the bottom of the form, there are two buttons: 'Cancel' and 'Update with the above details', the latter of which is highlighted with a green border.

Note

After completing the edits to the registration information, click "Update with the above details" to save the changes.

Change Password

■ Microsoft Edge

SUS-ID | SUS Corporation

John Smith
John-Smith@sus.co.jp

My Page TOP | Modify Registration Information | Webbas Linkage | Change Password | Logout

My Page TOP > Change Password

Change Password

Enter your new password and click the Set Password button.

SUS-ID: ikai-h@sus.co.jp

New password: [password field]

New password (for confirmation): [password field]

cancel Password settings

SUS Corporation | IDshop | Webbas | apdX | SUS-ID Terms of Use | Contact us

Note

To change your password, enter the new password twice on this page and then click the “Password settings” button.

Passwords must be at least 8 characters long and include at least three of the following: uppercase letters, lowercase letters, numbers, and symbols.

■ Google Chrome

SUS-ID | SUS Corporation

John Smith
John-Smith@sus.co.jp

My Page TOP | Edit registration information | Webasa link | Change password | Logout

My Page TOP > Change Password

Change Password

Enter your new password and click the Set Password button.

SUS-ID: ikai-h@sus.co.jp

New Password: [password field]

New Password (Confirm): [password field]

Cancel Password Setting

SUS Co., Ltd. | IDshop | Webbas | apdX | SUS-ID Terms of Use | Contact Us

Note

To change your password, enter the new password twice on this page and then click the “Password Setting” button.

Passwords must be at least 8 characters long and include at least three of the following: uppercase letters, lowercase letters, numbers, and symbols.

Password Reset Request

■ Microsoft Edge

SUS-ID | SUS Corporation

https://id.sus.co.jp

SUS

Reset your password

Enter the SUS-ID you want to reset and click the Send Reset Email button.
We'll send you an email to reset your password.

E-mail address (SUS-ID)

SUS Corporation | IDshop | Websus | apdX | SUS-ID Terms of Use | Contact us

Note

If you have forgotten your password, please request a password reset from this page.
After a while, a password reset URL will be sent to the email address associated with your SUS-ID.
Follow the instructions in the email to set a new password.

■ Google Chrome

SUS-ID | SUS Corporation

id.sus.co.jp

SUS

Reset Password

Please enter the SUS-ID you wish to reset and click the "Send Reset Email" button.
An email will be sent to you to reset your password.

Email address (SUS-ID)

SUS Co., Ltd. | IDshop | Websus | apdX | SUS-ID Terms of Use | Contact Us

Note

If you have forgotten your password, please request a password reset from this page.
After a while, a password reset URL will be sent to the email address associated with your SUS-ID.
Follow the instructions in the email to set a new password.

Change SUS-ID to another email address - 1

Microsoft Edge

SUS-ID | SUS Corporation

John Smith
John-Smith@sus.co.jp

My Page TOP | Modify Registration Information | [Websus Linkage](#) | [Change Password](#) | [Logout](#)

Send e-mail address change e-mail

Enter the e-mail address you want to change as your SUS-ID and click the Send Registration E-mail button.
An e-mail with the URL of the change guidance page will be sent to the address entered.

E-mail address

* Limited to unregistered addresses. Do not use shared addresses.

[cancel](#) [Send an email for change](#)

SUS Corporation | [IDshop](#) | [Websus](#) | [apdX](#) | [SUS-ID Terms of Use](#) | [Contact us](#)

Note

Enter the email address you want to set as your SUS-ID and click the send button.

After a while, you will receive an email with a URL to confirm the change sent to the new email address you entered.

Google Chrome

SUS-ID | SUS Corporation

John Smith
John-Smith@sus.co.jp

My Page TOP | [Edit registration information](#) | [Websus link](#) | [Change password](#) | [Logout](#)

Change email address and send email

Enter the email address you want to change to as your SUS-ID and click the Send Registration Email button.
An email containing the URL of the change notification page will be sent to the address you entered.

Email address

* Only unregistered addresses are allowed. Do not use shared addresses.

[Sending an email for change](#) [cancellation or change](#)

SUS Co., Ltd. | [IDshop](#) | [Websus](#) | [apdX](#) | [SUS-ID Terms of Use](#) | [Contact Us](#)

Note

Enter the email address you want to set as your SUS-ID and click the send button.

After a while, you will receive an email with a URL to confirm the change sent to the new email address you entered.

Change SUS-ID to another email address - 2



After a while, an email like the one on the right will be sent to the address entered on the previous page.

The English message is written after the Japanese one.

Opening the URL in the email will complete the SUS-ID change.

Note

The email subject is also written in both Japanese and English.
If garbled characters occur, please find the relevant email that includes the string "SUS-ID" in the subject line and check the contents.

= Subject =

【SUS-ID】 SUS-ID変更URLのご案内 / SUS-ID Change URL Notification

= Body =

URL : https://id.sus.co.jp/email_change_register?id=XXXXXXXXXXXXXXXXX...
有効期限/Expiration : 1時間/hour

Japanese Message <Omitted>

Thank you for using our SUS-ID service.
We have received your request to change your SUS-ID for your account.
Please access the URL above to register your new SUS-ID.

Please note that this URL is valid only once.
Please complete the change to the new SUS-ID within the expiration date after this e-mail is sent.
In the unlikely event that you have not requested a SUS-ID change,
Please contact us at the following address.

We sincerely appreciate your continued patronage of our services.

Please note that this email is for sending only. We will not be able to respond to your reply.
*For inquiries regarding SUS-ID, please contact us using the inquiry form at <https://apdx.sus.jp/contact/>.

=====
SUS Corporation
=====